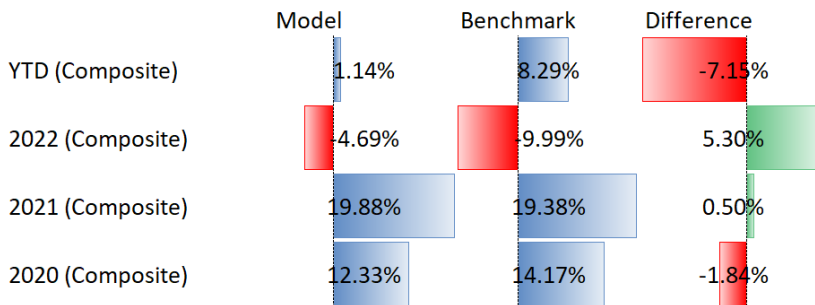


Investment Objective & Strategy

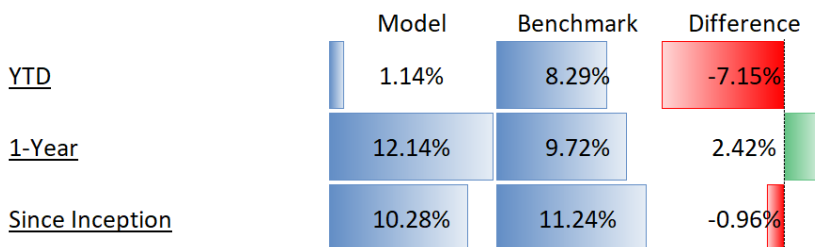
Astoria's Inflation Sensitive Strategy targets funds that are sensitive to rising inflation, such as:

- Industrials, Materials, Agribusiness, Gold Miners, Energy, Physical Commodities (Gold & Silver), Financial Services, Metals and Mining, Copper Miners, and TIPS.
- Our benchmark is 70% MSCI All Country World Index, 10% Bloomberg US TIPS (1-3 Y) Index, and 20% Bloomberg Commodity Index and is rebalanced monthly.

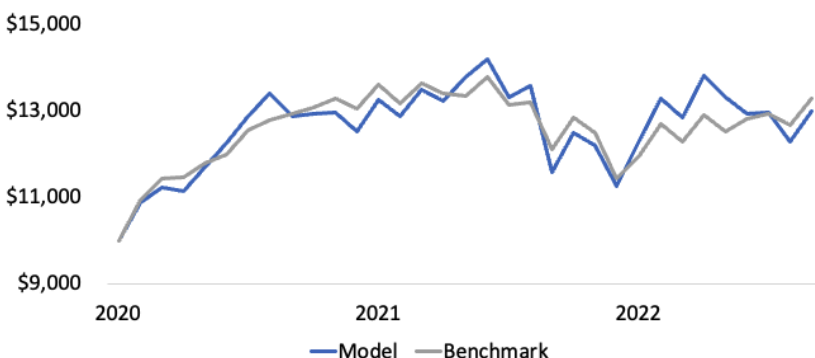
Historical Calendar Year Net Returns¹



Trailing Net Returns²



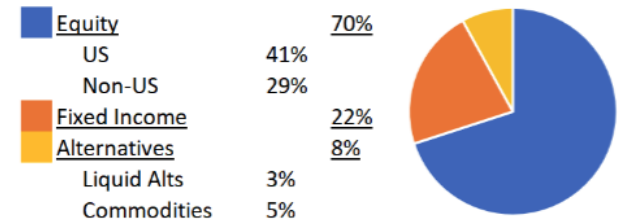
Growth of \$10,000 Investment³



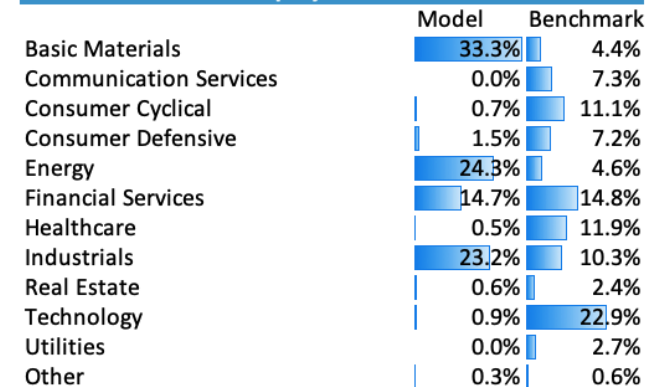
Strategy Inception: November 1, 2020

Number of ETFs: 15

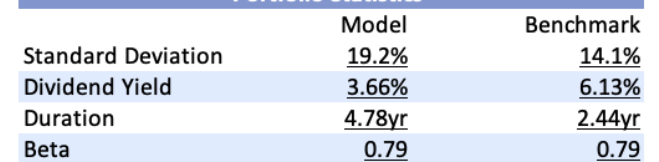
Asset Allocation



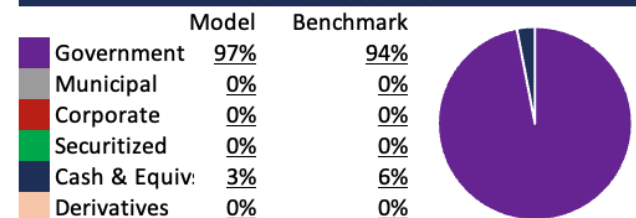
Equity Sectors⁴



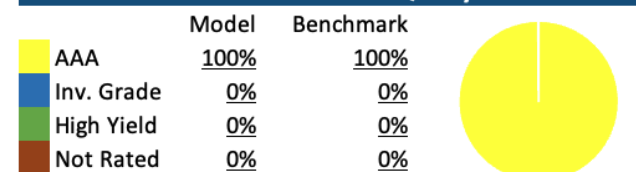
Portfolio Statistics⁵



Fixed Income Sectors⁶



Fixed Income Credit Quality⁷



About Astoria Portfolio Advisors

Astoria is an investment management firm that specializes in research driven, cross asset, ETF, and thematic equity portfolio construction. Our core services include investment management, research, and sub-advisory services. Our investment management process is a constant feedback loop between research, portfolio construction, and risk management. Investment decisions are made using strong economic and quantitative rationale backed by data. Astoria employs ongoing research assessment of these models to manage its investment processes and outcomes.

Astoria's founder and CIO, John Davi, has 20 years of experience spanning across Macro ETF Strategy, Quantitative Research and Portfolio Construction. John was Head of Morgan Stanley's Institutional ETF Content where he produced hundreds of reports over an 8-year period. While working for Morgan Stanley, John advised many of the world's largest Hedge Funds, Asset Managers and Pension/Endowments. John's ETF content was top ranked twice by Institutional Investor magazine under the Sales and Trading category and once by ETF.com. John began his career in 2000 doing research on ETFs in Merrill Lynch's Global Equity Derivatives Research group. During his tenure in research, John produced several hundred reports on ETFs, Futures, Options, & Indices. John was part of a team that was ranked top 3 by Institutional Investor magazine in 6 of his 8 years. John structured ETF portfolio solutions as early as 2002 for Merrill Lynch's client base where several billion in assets were raised and executed.

1-3. Data Source: Astoria Portfolio Advisors and Orion. Data as of June 30, 2023. The performance is based on the composite performance for all accounts invested in the Inflation Sensitive Portfolio. Please see the disclaimers below for more details regarding performance calculations. YTD numbers are not annualized. All other numbers are annualized. Growth of \$10,000 shown in the chart represents the cumulative total return of the Astoria Portfolio composite since inception, net of fees. Investment return and principal value of an investment with Astoria Portfolios will fluctuate so that an investor's investment when redeemed may be worth more or less than their original cost. As with any investment strategy, there is potential for profit as well as the possibility of loss. Net Returns incorporate 50bps annualized management fee. The benchmark for the Inflation Sensitive Portfolio is 70% MSCI All Country World Index, 10% Bloomberg US TIPS (1-3 Y) Index, and 20% Bloomberg Commodity Index and is rebalanced monthly. Since inception refers to November 2020.

4-7. Equity Sectors, Fixed Income Sectors, Fixed Income Credit Quality, and all Portfolio Statistics aside from standard deviation are retrieved from BlackRock.com using data as of June 30, 2023. The S&P 500 is used as a reference data set for the calculation of Beta. The Standard Deviation is calculated by Astoria Portfolio Advisors and is based on data going back to November 2020.

Warranties & Disclaimers

For Advisor use only. There are no warranties implied. Astoria Portfolio Advisors LLC is an SEC registered investment adviser located in New York. Astoria Portfolio Advisors LLC may only transact business in those states in which it is registered or qualifies for an exemption or exclusion from registration requirements.

Astoria is compensated for sub-advising the AXS Astoria Inflation Sensitive ETF (Ticker is PPI). The management fee for PPI is 0.70% and the total operating expense as of December 31, 2021, is 0.71%. Pursuant to the Sub-Advisory Agreement between AXS and Astoria, AXS has agreed to pay an annual sub-advisory fee to Astoria in an amount based on the Fund's average daily net assets. AXS is responsible for paying the entirety of Astoria's sub-advisory fee. The Fund does not directly pay Astoria.

Astoria Portfolio Advisors claims compliance with the Global Investment Performance Standards (GIPS®). To receive a GIPS report, please contact Nick Cerbone via email: ncerbone@astoriaadvisors.com. GIPS® is a registered trademark of CFA Institute. CFA Institute does not endorse or promote this organization, nor does it warrant the accuracy or quality of the content contained herein.

Information presented herein is for educational purposes only and does not intend to make an offer or solicitation for the sale or purchase of any specific securities, investments, or investment strategies. Investments involve risk and unless otherwise stated, are not guaranteed. Readers of the information contained on this Performance Summary, should be aware that any action taken by the viewer/reader based on this information is taken at their own risk. This information does not address individual situations and should not be construed or viewed as any typed of individual or group recommendation.

The performance represents the composite performance for accounts invested in the Inflation Sensitive Portfolio. The composite performance is shown net of the model advisory fee of 0.50% charged by Astoria Portfolio Advisors. The composite performance results are net of Astoria Portfolio Advisors' fee and does not include any additional advisory fees charged by advisors employing Astoria's models.

Any additional fees charged by an advisor will reduce an investor's return. Performance results shown include the reinvestment of dividends and interest on cash balances where applicable. The data used to calculate the model performance was obtained from sources deemed reliable and then organized and presented by Astoria Portfolio Advisors. The performance calculations have not been audited by any third party. Actual performance of client portfolios may differ materially due to the timing related to additional client deposits or withdrawals and the actual deployment and investment of a client portfolio, the reinvestment of dividends, the length of time various positions are held, the client's objectives and restrictions, and fees and expenses incurred by any specific individual portfolio.

Benchmark: The Inflation Sensitive Portfolio performance results shown are compared to the performance of 70% MSCI All Country World Index, 10% Bloomberg US TIPS (1-3 Y) Index, and 20% Bloomberg Commodity Index. The index results do not reflect fees and expenses and you typically cannot invest in an index. Prior to July 2021, the benchmark was 90% Aberdeen Standard Bloomberg All Commodity Strategy K-1 Free ETF (BCI) and 10% iShares 0-5 Year TIPS Bond ETF (STIP). Return Comparison: The MSCI All Country World Index was chosen as it is generally well recognized as an indicator or representation of the stock market and includes a cross section of holdings. The Bloomberg Commodity Index was chosen as it is generally recognized as an indicator or representation of a basket of commodities that are sensitive to inflation. The Bloomberg US TIPS (1-3 Y) Index was chosen as it is generally well recognized as an indicator or representation of treasury inflation protected securities with short duration.